



# VENTURA COUNTY AIR POLLUTION CONTROL DISTRICT

2022 AQMP Public Workshop  
September 29, 2022


*Items to Note Before Presentation:*

- All participants will be muted until the Q&A portion of the workshop
- Please use the 'Raise Hand' Function during Q&A if you wish to make a comment
  - Phone attendants Press \*6 to Mute/Unmute and \*9 to Raise Hand
    - Use chat function to ask question or make a comment
- Participants wishing to speak may have limited time depending on number of commenters
  - Presentation slides available at our AQMP webpage at <http://www.vcapcd.org/AQMP-2022.htm>

# VENTURA COUNTY AIR POLLUTION CONTROL DISTRICT

## 2022 Air Quality Management Plan Overview

Workshop Presentation  
September 29, 2022



# Purpose

---

- Federal Clean Air Act
  - 2015 8-Hour Ozone Standard (70 ppb)
- Develop strategy to attain the 2015 70 ppb standards
- Attainment demonstration
- Reasonable Further Progress (RFP) demonstration



# Classification & Attainment Dates

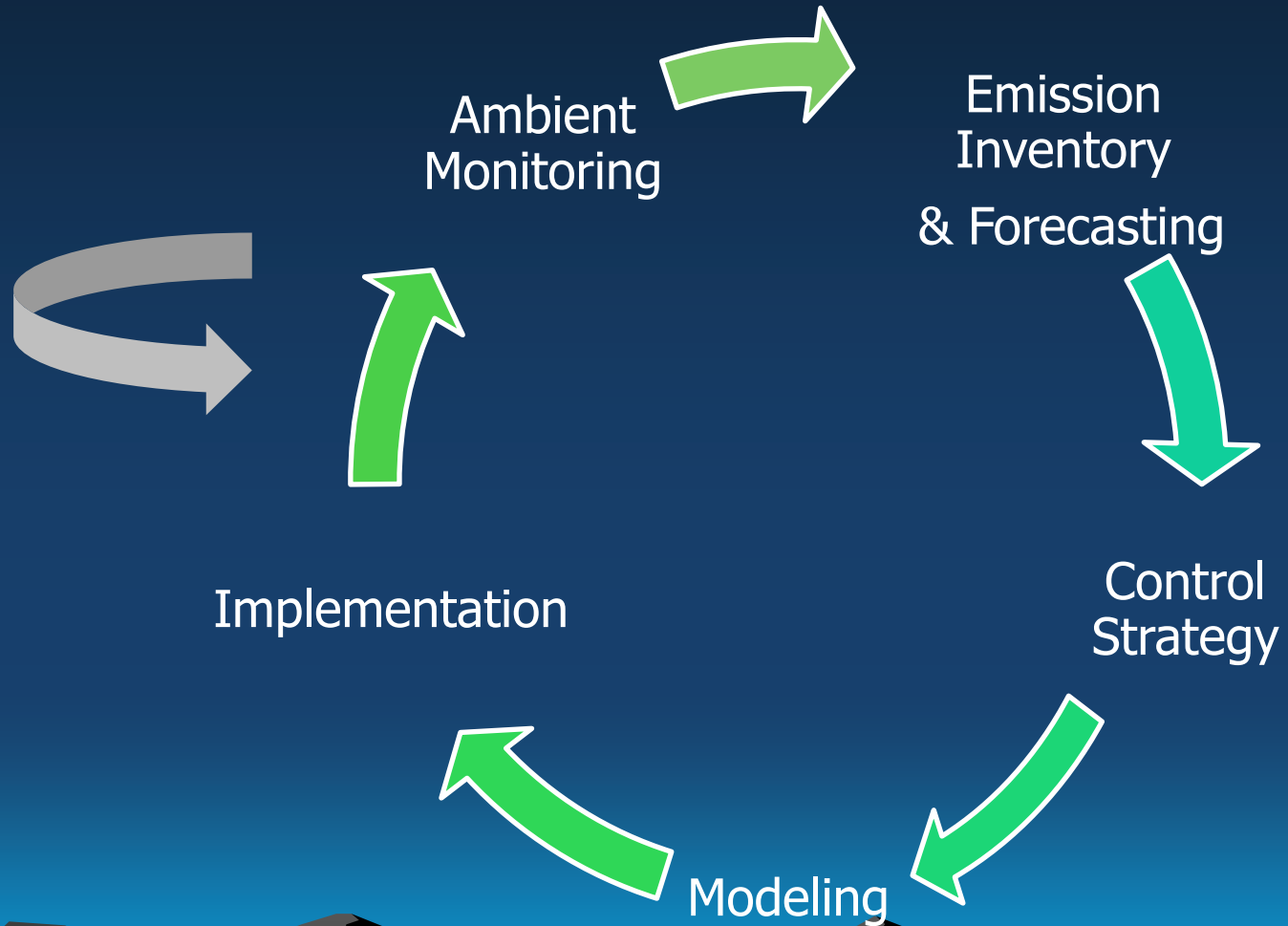
---

<u>Classification</u>	<u>Attainment Date</u>
Marginal	August 2021
Moderate	August 2024
<b>Serious</b>	<b>August 2027</b>
Severe	August 2033
Extreme	August 2038



# AQMP Development Process

- Emission Statement SIP
- RACT SIP
- 2017 & 2018 Point & Area Sources Inventory Data



# Primary Plan Requirements

---

Emission Inventory & Projections

Control Strategy

- Local Component
- State Component

Reasonable Further Progress

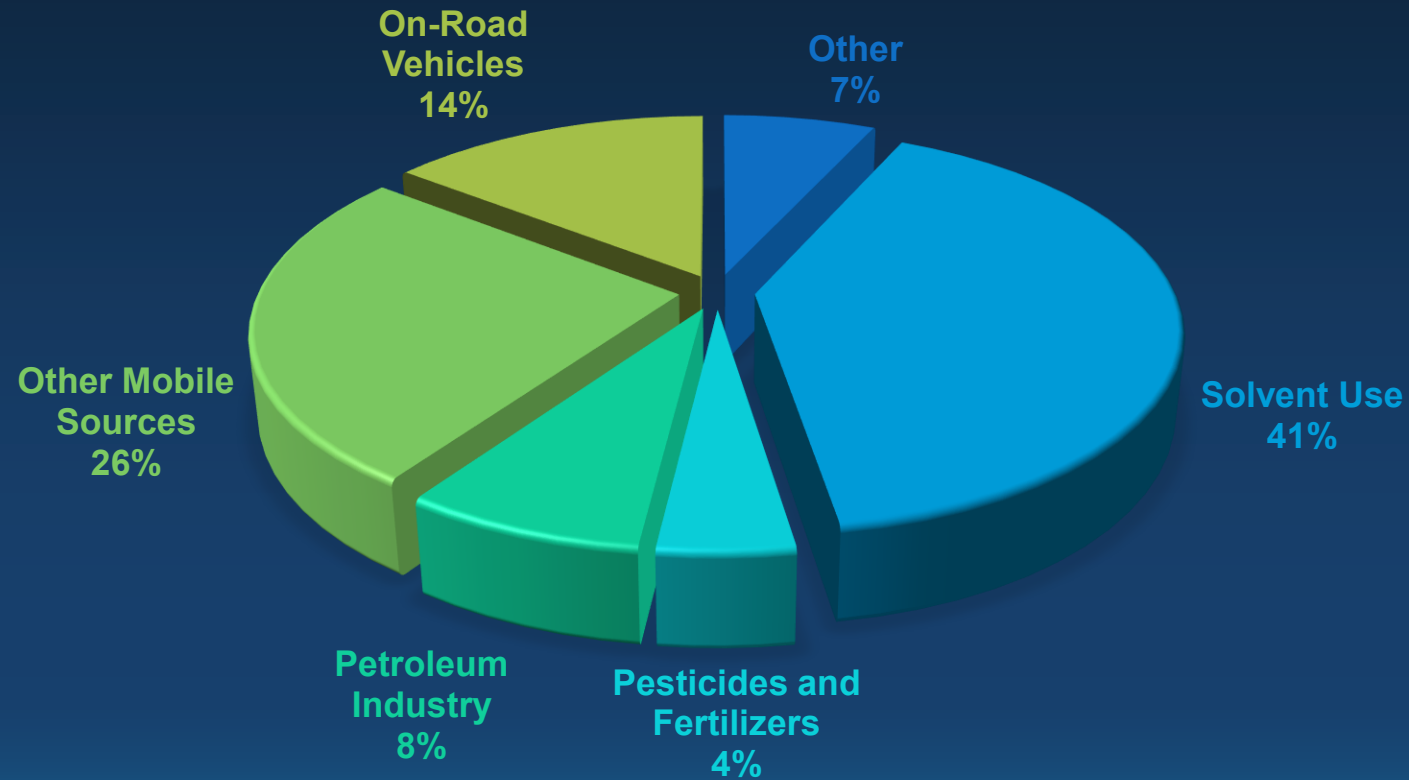
Ozone Attainment Demonstration

Contingency Measures



# 2018 ROG Emissions

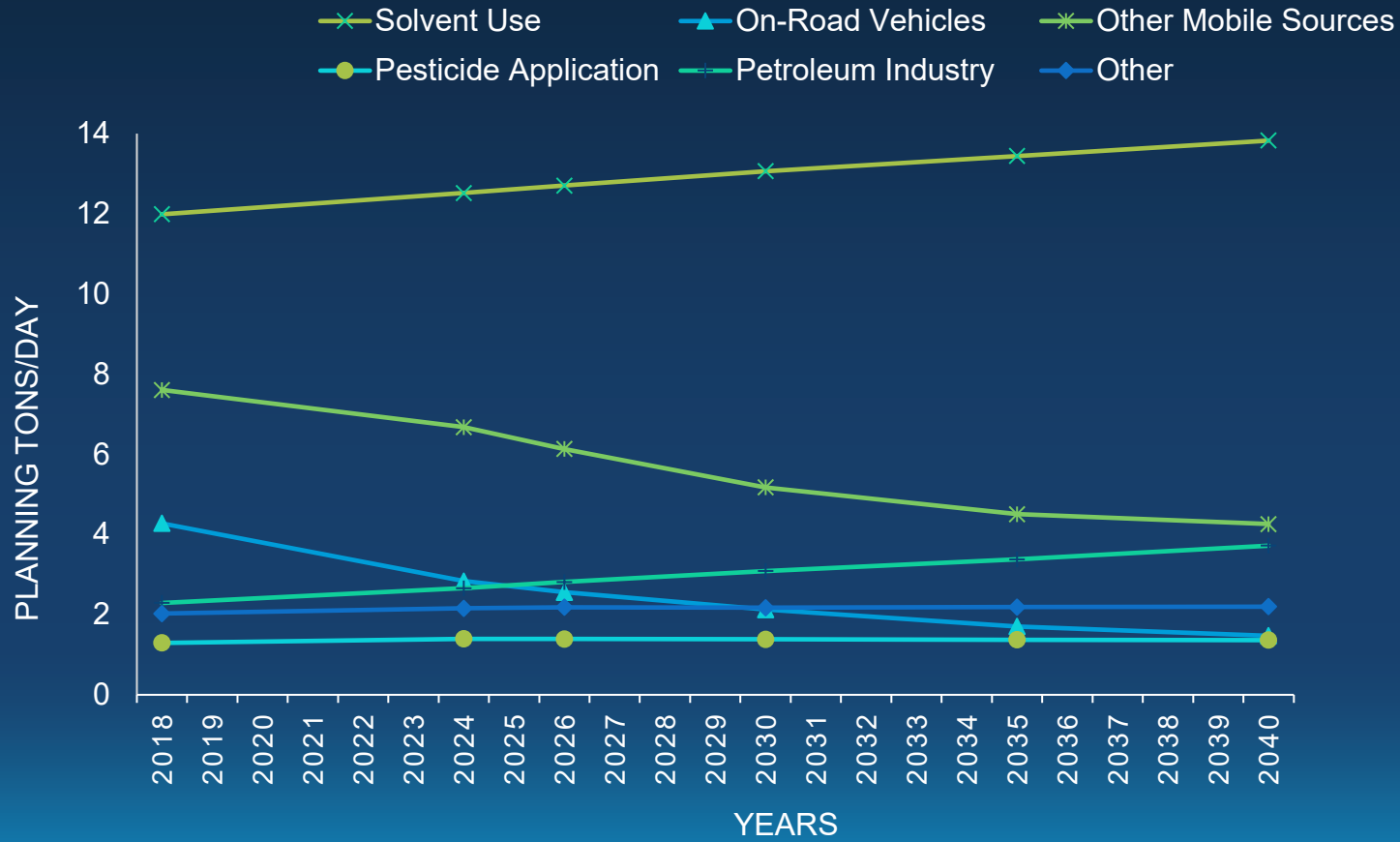
29.48 tons/Summer Day



Ventura County  
Air Pollution  
Control District

Emissions shown for non-attainment area only.

# ROG Emission Trends



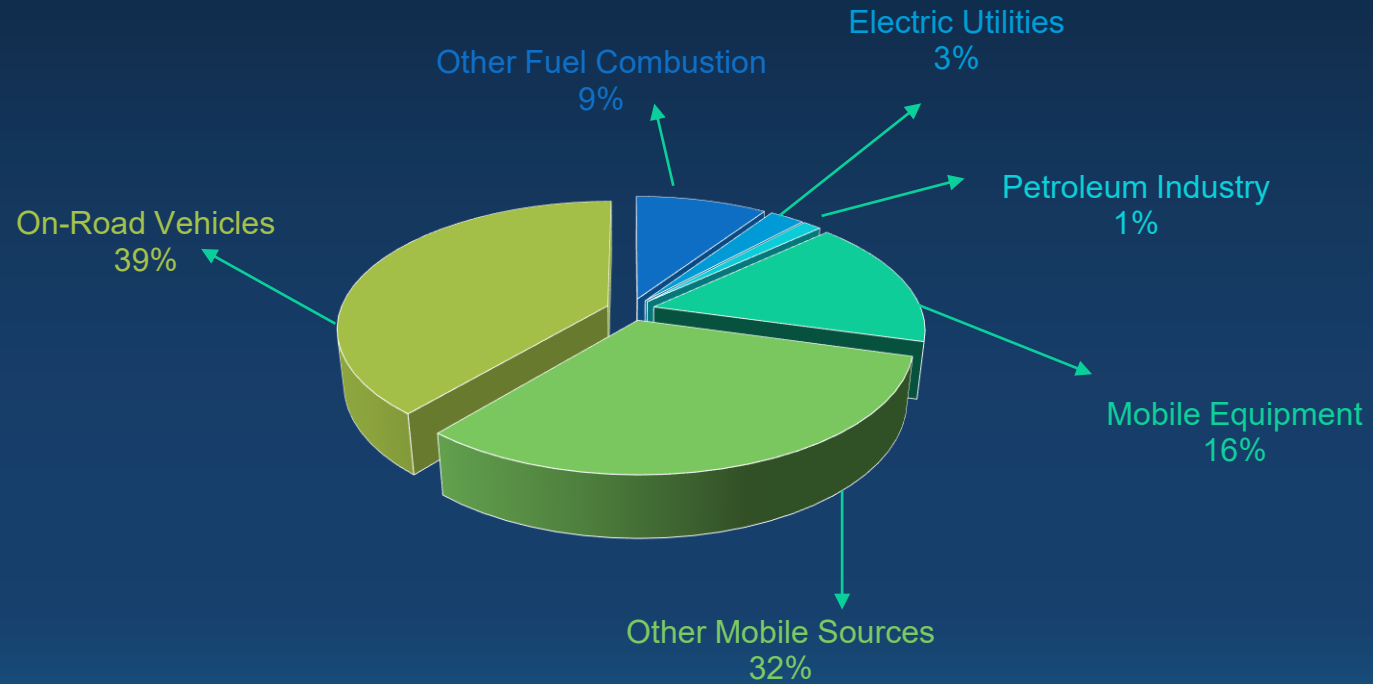
Ventura County  
Air Pollution  
Control District

Emissions shown for non-attainment area only.



# 2018 NOX Emissions

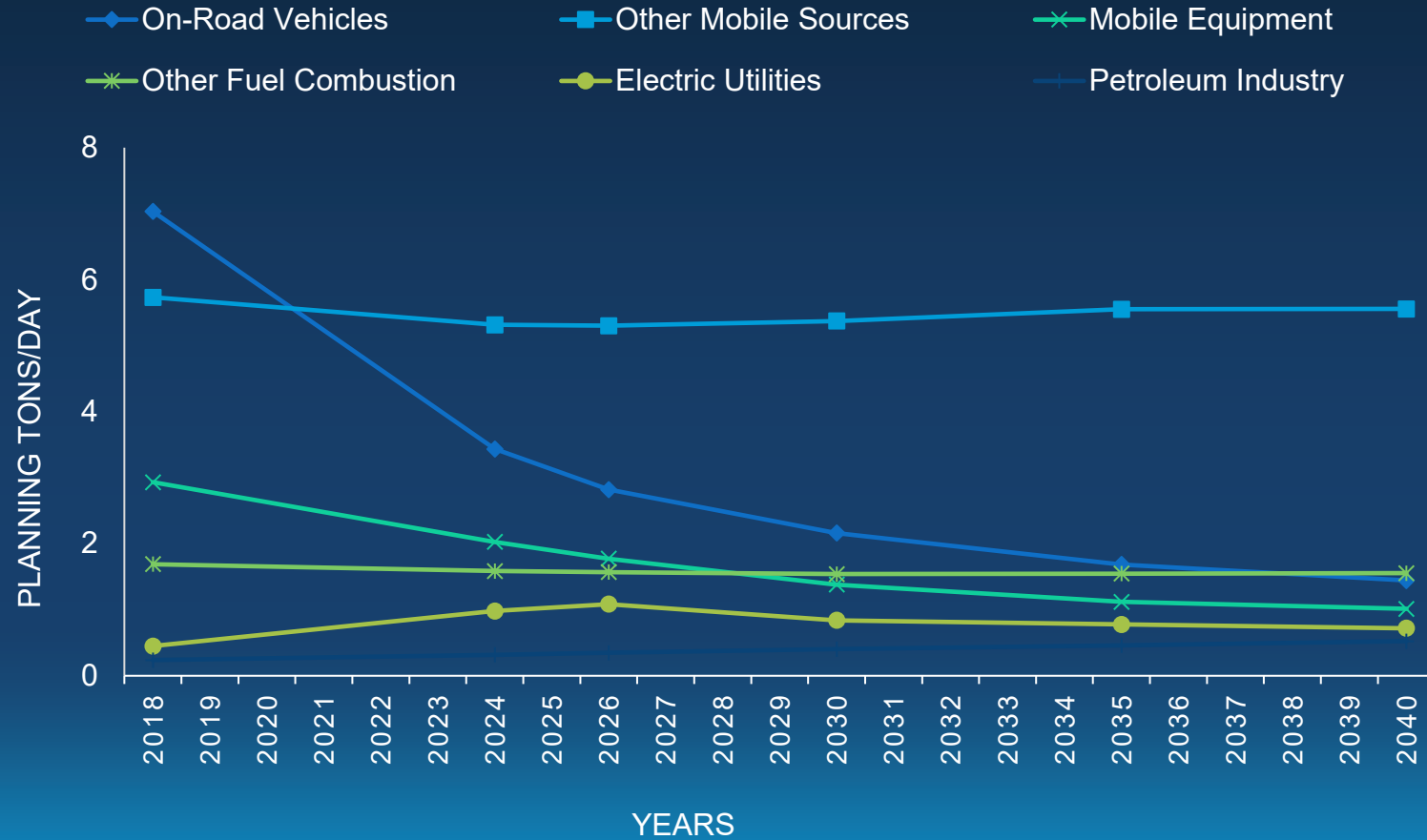
18.07 Tons/Summer Day



Ventura County  
Air Pollution  
Control District

Emissions shown for non-attainment area only.

# NOx Emission Trends



Emissions shown for non-attainment area only.



Ventura County  
Air Pollution  
Control District

# Control Strategy

---

## Local Component

- Existing Control Program
  - Rules & Control Measures
  - New Source Review
  - Conformity (Transportation & General)
  - Incentive Programs
  - Further Study Control Measures

## ARB Component

- State Strategy
  - Most of the needed emission reductions



# Local Component

---

## Control Measures

New Control Measures - 4

Further Study Measures - 14

- Dual Purpose – CAA & CCAA
- Possible enhancements to twelve existing rules
- Two new

Not Retained - 1



# ARB State Strategy

---

## On-Road Sources

- Medium- and Heavy-Duty Vehicles
  - Advanced Clean Fleets Regulation
  - Zero Emissions Trucks Measure
- Light Duty Vehicles
  - New Motorcycle Emissions Standards
  - Clean Miles Standard
- Reducing Vehicle Miles Travelled
  - Enhanced Regional Emission Analysis

## Areawide Sources

- Consumer Products
- Residential and Commercial Buildings
- Pesticides



# ARB State Strategy (cont.)

---

## Off-Road Equipment

- Tier 5 Compression-Ignition Engine Standards
- In-Use Off-Road Diesel-Fueled Fleets Regulation Amendments
- Transport Refrigeration Unit Regulation Part 2
- Commercial Harbor Craft Regulation Amendments
- Cargo Handling Equipment Regulation Amendments
- Off-Road Zero-Emission Targeted Manufacturer Rule
- Clean Off-Road Fleet Recognition Program
- Spark-Ignition Marine Engine Standards



# ARB State Strategy (cont.)

---

## Primarily Federally- and Internationally-Regulated Sources

- In-Use Locomotive Regulation
- Future Measures for Aviation Emissions Reductions
- Future Measures for Ocean-Going Vessel Emissions Reductions
- Federal Actions Needed

## Incentives

- Pre-commercial Demo and Pilots
- Broad Purchase Incentives (HVIP, CORE)
- Fleet Turnover (Moyer, AB 617, FARMER)
- Financing Assistance

## EV Infrastructure Funding Support



# Reasonable Further Progress

---

Ensures steady progress

Demonstration required for milestone years beyond the 2017 baseline year

- 2023: 18%
- 2025: 24%





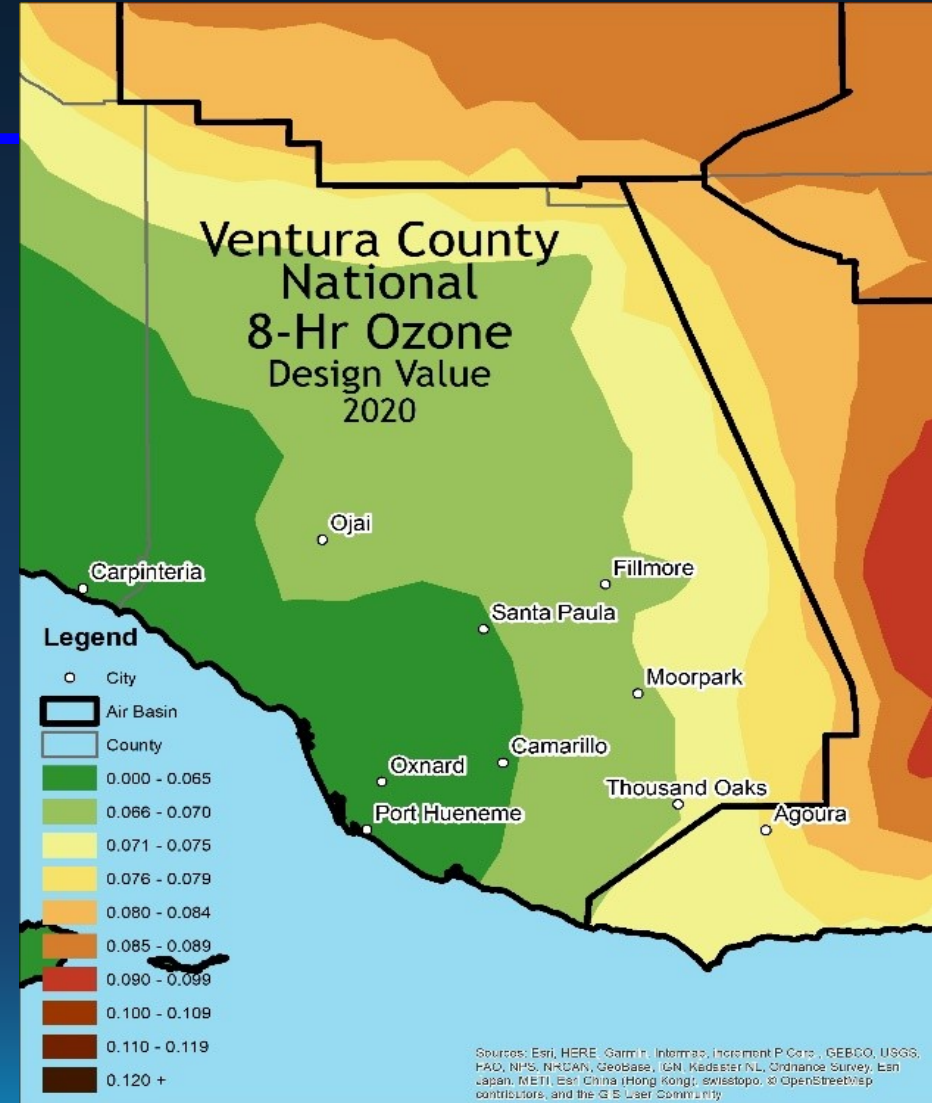
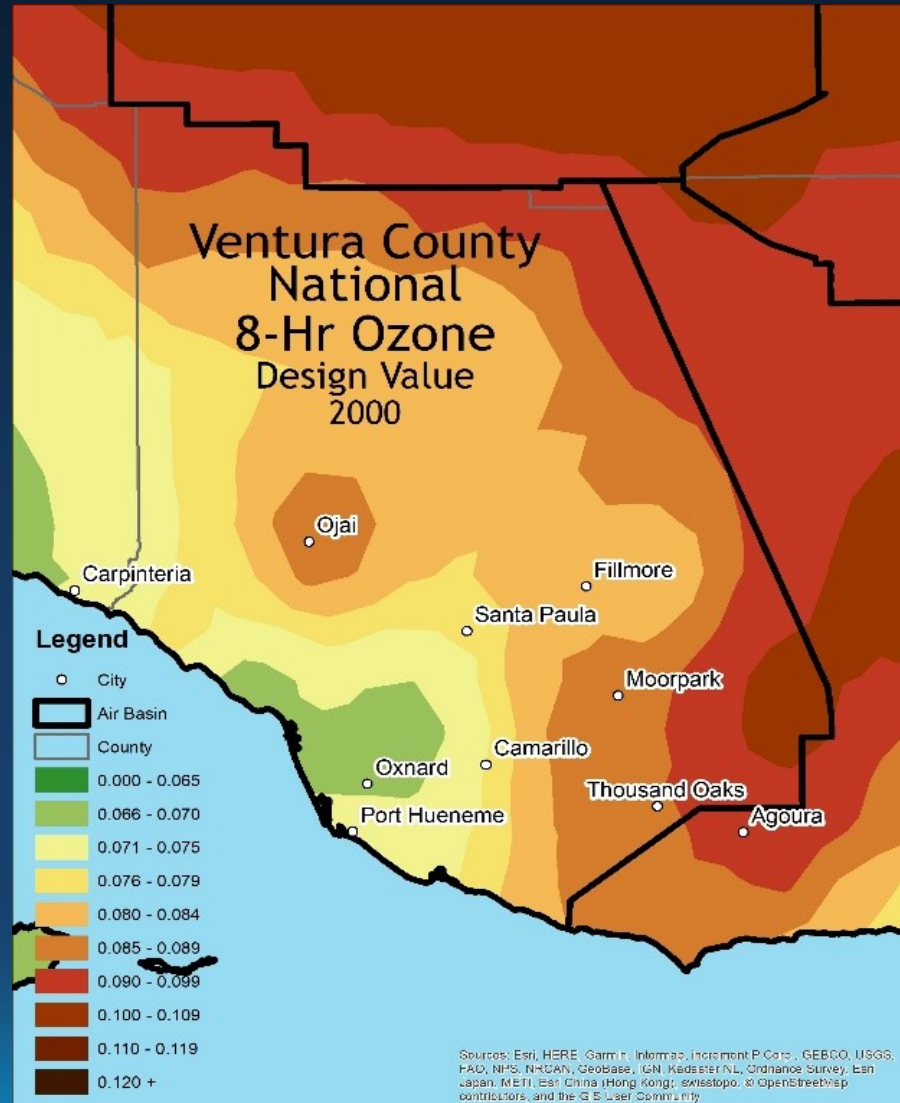
# Attainment Demonstration

---

## Photochemical Modeling

- Required of Serious and above areas
- 2026 Projected Design Values
  - Simi Valley: 0.070 ppm
  - Ojai: 0.065 ppm
  - Thousand Oaks: 0.065 ppm
  - Piru: 0.066 ppm





Ventura County  
Air Pollution  
Control District

# Weight of Evidence

---

## Attainment will occur by 2026

- Ozone Trends (2000 – 2021)
  - Exceedance days 95% ↓
  - Design values 27% ↓
- Emission Trends (2000 – 2021)
  - ROG 45.5% ↓
  - NOX 50% ↓
- 4 of 5 Monitoring Stations In Attainment



# Important Partners

---

- California Air Resources Board (CARB)
- Environmental Protection Agency (EPA)
- South Coast Air Quality Management District (SCAQMD)
- Southern California Association of Governments (SCAG)
- County of Ventura and local cities
- Ventura County Transportation Commission
- Ventura County businesses, and the public



# VCAPCD 2022 AQMP PUBLIC WORKSHOP

---

## *Looking Ahead:*

- Last day for public comment on AQMP or CEQA Document is tomorrow Sept. 30
  - APCB Hearing to Adopt AQMP and Certify CEQA Document Scheduled 12/13/2022
- 30-day Public Notice in early November for Hearing, additional public comments will be accepted during this time
- Check our AQMP webpage for Updates <http://www.vcapcd.org/AQMP-2022.htm>

### Contact Information:

John Henkelman, Supervising Air Quality Engineer  
Planning Division  
john@vcapcd.org 805-303-3656



Ventura County  
Air Pollution  
Control District