

SKY LINES

Monthly Report of the Ventura County Air Pollution Control District 

June 2014

CAPCOA releases Clean Air Progress Report 2014

California Air Pollution Control Officers' Association summarizes progress toward cleaner air as well as challenges that remain in meeting health-based air quality standards

On April 23, the California Air Pollution Control Officers' Association (CAPCOA) released its annual California's Progress Toward Clean Air report. CAPCOA represents the 35 local air districts throughout California. The air quality statistics in the 50-page report document an ongoing trend of air quality improvements across the state.

According to the report, "These improvements occurred while population and vehicle miles driven in California continue to grow steadily. Over the last 20 years, California's population increased by 22 percent and average daily miles driven increased by 45 percent. Over the same time, statewide emissions of smog-forming pollutants decreased by over 50 percent. These substantial reductions in harmful air pollutants are the result of a comprehensive air pollution control strategy implemented by local Air

Districts and the State of California."

The report goes on to say that cars and trucks emit significantly fewer air pollutants than they did 20 years ago. It adds that



emissions reduced due to incentive and grant programs have expedited the turnover in California's vehicle fleet, where older and more polluting heavy duty vehicles are either retrofitted to make them

cleaner or are taken off the road altogether. In addition, Air Districts have adopted and implemented numerous regulations and strategies that have effectively reduced industrial source emissions.

But the report also outlines many challenges, including the likelihood of evermore stringent state and federal air quality standards. The report quotes the World Health Organization which recently stated that air pollution kills about seven million people worldwide every year, equating to about one in eight deaths being attributable to breathing bad air.

The report also mentions the climate change factor. "While dramatic progress has been made in reducing air pollution and meeting air quality standards over the years, the effects of climate change threaten to reverse this progress and (Continued on Page 3)

APCD Calendar

AIR POLLUTION CONTROL BOARD

Second Tuesday, 11:00 a.m.
Board Chambers
Administration Building
800 South Victoria Avenue
Ventura

Next meeting: June 10, 2014
June 24, 2014

APCD ADVISORY COMMITTEE

Fourth Tuesday, 7:30 p.m.
Large Conference Room
669 County Square Drive
Ventura

Next meeting: June 24, 2014

CLEAN AIR FUND ADVISORY COMMITTEE

Anacapa Conference Room
669 County Square Drive, 2nd
Floor, Ventura

Next meeting: To Be
Announced

APCD HEARING BOARD

Mondays, 5:30 p.m., as
needed Board Chambers
Administration Building
800 South Victoria Avenue
Ventura

Next meeting: To Be
Announced

SOUTH CENTRAL COAST BASINWIDE AIR POLLUTION CONTROL COUNCIL

Santa Barbara APCD
260 North San Antonio Road
Santa Barbara

Next meeting: September 17,
2014

For more information, call
Mike Villegas at 645-1440.

APCD RULE WORKSHOPS

See Rule Update section.

Air Pollution Control Board

Linda Parks, District 2, Chair
Carmen Ramirez, Oxnard, Vice Chair
Steve Bennett, District 1
Kathy Long, District 3
Peter Foy, District 4
John Zaragoza, District 5
Mike Morgan, Camarillo
Jonathan Sharkey, Pt. Hueneme
Doug Tucker, Fillmore
David Pollock, Moorpark
Cheryl Heitmann, Ventura, Alternate

Ventura County

Air Pollution Control District

669 County Square Drive, 2nd Floor
Ventura, CA 93003

Air Pollution Control Officer

Michael Villegas

Skylines

Editor – Barbara L. Page
Desktop Publishing – Natalie Kreymer

Directory

General Information **645-1400**
Fax **645-1444**

Website **www.vcapcd.org**

Agricultural burning and smog
forecast 654-2807

Complaints 645-1445
7am – 5pm, Mon-Thurs

Complaints (recording) 654-2797
Monitoring Division 645-1410
Permit processing 645-1401
Permit renewal 645-1404
Public information 645-1415

Email address: info@vcapcd.org

diminish decades of investments made to improve air quality. The higher number of extreme heat days and heat waves predicted to occur as a result of climate change will increase smog formation, increase the number of and severity of wildfires, worsen heat island effects in urban areas, and increase adverse health effects due to the public's increased exposure to air pollutants. . . As climate change raises new air quality challenges, Air Districts will need to continue stepping up by pursuing new rules and regulations and developing programs to address greenhouse gas emissions and other air pollutants." The report discusses how the Districts will address these challenges in a section called "California's Comprehensive Air Quality Strategy." It then gives updates from all the California Air Districts, including Ventura County. For a copy of the complete report, visit

<http://www.capcoa.org>

from **California's Progress Toward Clean Air 2014**

Ventura County Air Pollution Control District *excerpts*

- Ventura County continues to make great progress towards meeting the federal 0.075 ppm 8-hour ozone standard as evidenced by a steady decades-long decrease in 8-hour ozone design values. In 2003, Ventura County's 8-hour design value was 0.095 ppm. Likewise, over that same period, the number of days over the federal 8-hour ozone standard declined from 68 days in 2003 to only 4 days in 2013, making 2013 the County's cleanest, most smog-free year on record.
- Of course, the Air District must continue working to further reduce air pollutant emissions in Ventura County to reach all state and federal clean air standards. To achieve that goal, the Air District must not only focus its efforts on reducing smog-forming emissions from stationary sources as it has for many decades, but must also address emissions from mobile sources as well.

▪ Two of the Air District's most notable mobile source strategies that are helping Ventura County reach healthful air quality levels are its Carl Moyer and Plug-In Electric Vehicle (PEV) Programs.

▪ The Carl Moyer Program encourages owners of equipment with old, high polluting engines to replace their equipment with newer, much cleaner engines. Since 1998, the Air District has awarded nearly \$28 million in grants to replace 828 high-polluting engines with much cleaner, fuel efficient engines thereby ridding Ventura County's air of smog-forming pollutant, toxic particulate matter, and greenhouse gases beyond those achieved by the Air District's traditional clean air programs.

▪ Over the last three years, the Air District's PEV program has been actively supporting the rollout of electric vehicles in the County.

▪ As in previous years, 2013 was an active year for the Air District's public information and outreach programs that educate County citizens about air quality, the health effects of air pollution, and actions individuals can take to improve the air.

AirLines



An Amgen employee ponders the answer to a clean air wheel question at the District display at the Amgen Earth Day celebration on April 25 in Thousand Oaks. Over 250 people stopped by for information on clean air.

Get UV prepared for summer.

While some exposure to sunlight can be enjoyable, too much can be dangerous. Overexposure to ultraviolet (UV) radiation from the sun can result in a painful sunburn. It can also lead to more serious health problems, including skin cancer, premature aging of the skin, cataracts and other eye damage, and immune system suppression. Children are particularly at risk. Most people are not

aware that skin cancer, while largely preventable, is the most common form of cancer in the U.S. More than 3.5 million new cases are diagnosed annually. By following some simple steps, you can still enjoy your time in the sun and protect yourself from overexposure.

- **Do not burn.**
- **Avoid sun tanning and tanning beds.**
- **Generously apply sunscreen with a Sun Protection Factor (SPF) of at least 30. Reapply**

every two hours, even on cloudy days.

- Wear protective clothing.
- Seek shade when possible.
- Use extra caution near water, snow and sand. Check UV Index forecast issued daily by the National Weather Service and U.S. EPA.
- Get Vitamin D safely through supplements and foods fortified with the vitamin. (Source: United States EPA)

Skykeeper & friends have new stickers. Our APCD mascot, **Skykeeper Rabbit**, is proud to announce the arrival of his new sticker sheet, *Help Skykeeper and his friends clean the air.*

When it comes to air quality, our Skykeeper isn't shy. "Hey kids, these new stickers feature my friends Windrider Parrott, Cloudwatcher Kitty, and Air Patrol Dog, doing

some good things for the air. Call **645-1415** to get a sheet of my new sticker adventure."



FOCUS on climate change

District tallies informal, non-scientific student poll on climate change

At the Science, Technology, Engineering & Math (STEM) Career Day at the Ventura County Fairgrounds on March 19, District staff asked 100 middle and high school students from various County schools to respond to 12 statements about climate change with five ratings from strongly agree to strongly disagree. This was for information purposes only and does not represent a formal, scientific research sampling; it is just an informal poll of 100 random students. Here are some of the findings.

I have learned something about climate change in school. - **strongly agree – 43%**

I believe climate change is happening. - **strongly agree – 67.5%**

I have read something about climate change in the past year. - **strongly agree – 50%**

I think climate change is not really that important in my life. - **strongly disagree – 52.5%**

I think climate change is not going to impact my future. - **strongly disagree – 57.5%**

I think climate change can cause a lot of problems like heat waves, droughts, declining fish and wildlife, and health problems. - **strongly agree – 40%**

I think there are many actions people can take to reduce climate change. - **strongly agree – 43%**

I, personally, would do some actions to reduce climate change like considering purchasing an electric car. - **strongly disagree – 22.5%**

I believe climate change should be a high priority for the President and Congress. - **strongly agree – 30%**

I think there is agreement among scientists about climate change. - **strongly disagree – 31%**

I want the state government to pass regulations and spend money now on efforts to prepare for the effects of climate change such as flooding, storms, and wildfires. **Neither agree nor disagree – 30%**

I am convinced that humans will successfully reduce climate change. - **strongly agree – 20%**

Rule Development Update

Visit www.vcapcd.org/rules_division.htm

Air Pollution Control Board

No public hearings are currently scheduled.

Recent Board Actions

No recent board actions.

Advisory Committee

The Ventura County Air Pollution Control District (VCAPCD) Advisory Committee will meet to consider proposed amendments to Rule 26.13, New Source Review – Prevention of Significant Deterioration. Staff is proposing revisions to include updates required as a result of court decisions and clarifications regarding enforceability and responsible parties. New requirements address interagency notification requirements, application completeness determination, and applicant notification requirements. In addition, new subsections address greenhouse gas requirements and options for PSD permitting of power plants regulated by the California Energy Commission. The public participation requirements are also expanded and clarified in the proposed revisions.

The Advisory Committee meeting will be held on June 24, 2014 at 7:30 p.m. in the Large Conference Room at 669 County Square Drive, Ventura.

The meeting notice and a proposal summary may be downloaded from the District's website at http://www.vcapcd.org/rules_division.htm.

For additional information, contact Tyler Harris at 805/645-1407 or tyler@vcapcd.org.

Public Consultation Meetings

No Public Consultation Meetings are currently scheduled.

Enforcement Update

Enforcement Activities APRIL 2014					
Inspections	Month	Fiscal Year	Violations	Month	Fiscal Year
Asbestos Inspections	9	43			
Breakdowns Received and Investigated	9	89	Notices of Violation Issued	11	87
Complaints Received and Investigated	10	163	Cases Settled after Office Conference	8	89
Emergency Engine Verifications	4	415			
New Business	1	14			
Total: Permit/Other Inspections/Verifications	277	2,521	Total: Settlement/Fines	\$4,450	\$151,550

Sources Operating Under Variance APRIL 2014					
No./ Type	Facility/ Location	Source	Rule	End Date	Status
851/ Interim	Ventura Regional Sanitation District: Toland Landfill	Landfill Gas – Sulfur Concentration	29.C Authority to Construct 07340-160, Cond. 9 and Authority to Construct 07340-130, Cond. D.2 and G.2	7-28-14	In Compliance

Sources Operating Under Stipulated Conditional Order of Abatement APRIL 2014					
No.	Facility/Location	Source	Rule	End Date	Status

NOV No	Facility Name	Phys City	Comment	NOV Date
022920	GSE 76 Ventu Park	Newbury Park	Non-CARB Title 17 Defect - V.R. System Testing Failure	4/22/2014
022966	086-02 C & F Flower Growers	Oxnard	Operating Tier 0 Engine - Ag. Engine	4/8/2014
022967	086-01 C & F Flower Growers	Ventura	Operating Tier 0 Engine - Ag. Engine	4/17/2014
023013	A-1 Truck and Equipment Co.	Saticoy	Improper Surface Preparation - Solvent Cleaning	4/25/2014
023027	Circle K #2211330	Ventura	NON-CARB Title 17 Defect - Failing V/L Testing	4/14/2014
023077	Holiday Cleaners	Camarillo	Inadequate Maintenance - Drycleaner - Petroleum Solvent	4/7/2014
023078	HAH Marine Properties Inc.	Oxnard	Improper Surface Preparation - Solvent Cleaning	4/17/2014
023228	7-Eleven #33513	Fillmore	Non-CARB Title 17 Defect - Failing V.L. Test	4/14/2014
023229	7-Eleven #33513	Fillmore		4/14/2014
023230	Circle K #2709460	Oxnard	Non-CARB Title 17 Defect - Check Valve/LRD/B-Away	4/29/2014
023231	Circle K #2709460	Oxnard	Non-CARB Title 17 Defect - Check Valve/LRD/B-Away	4/24/2014



Engineering Update

ERC Balances by Company (Units – Tons per Year) As of May 7, 2014					
Company Name	ROC	NO _x	PM ₁₀	SO _x	Limitation
ABA Energy Corporation	3.72	0.00	0.00	0.00	Yes
Aera Energy LLC	0.02	0.49	0.45	0.04	No
Aera Energy LLC	233.50	9.55	1.24	0.40	Yes
Amgen, Inc.	0.00	4.97	0.00	0.00	No
Amgen, Inc.	0.11	0.00	0.07	0.01	Yes
Ample Resources, Inc.	0.01	0.00	0.00	0.00	No
BMW of North America	0.36	0.23	0.03	0.01	Yes
C. D. Lyon Construction, Inc.	1.00	0.00	0.00	0.00	Yes
Chevron Environmental Management	1.13	0.00	0.00	0.00	Yes
ChevronTexaco	0.44	1.67	0.09	0.03	No
ChevronTexaco	118.58	0.28	0.17	0.34	Yes
Compositair	0.00	0.06	0.00	0.00	No
Costco Wholesale Corporation	9.29	0.00	0.00	0.00	Yes
Dos Cuadras Offshore Resources	1.71	0.19	0.00	0.00	No
Dos Cuadras Offshore Resources	0.00	1.32	1.13	0.10	Yes
Element Markets LLC	0.00	0.26	0.36	0.00	Yes
Equilon California Pipeline Co. LLC	3.97	0.00	0.00	0.00	No
GenOn West, LP	0.27	0.47	0.76	0.01	Yes
Gilroy Foods, Inc.	0.00	0.09	0.01	0.00	Yes
Haas Automation	0.00	0.06	0.00	0.00	Yes
Hanson Aggregates	0.00	0.00	0.69	0.00	Yes
Hunter Resources Development	0.09	0.01	0.01	0.00	No
KTI Engineers & Constructors	0.00	0.00	1.50	0.00	Yes
LWFP, LLC	0.00	0.00	0.57	0.00	No
Mirada Petroleum, Inc.	2.83	0.00	0.00	0.00	Yes
Naval Base Ventura County	2.25	0.11	3.90	0.04	No
Naval Base Ventura County	0.09	4.74	0.45	0.54	Yes
Nestle Food Company	0.11	1.54	0.12	0.02	Yes
Northrop Grumman Corporation	0.00	0.01	0.01	0.01	Yes
Occidental Chemical Corporation	0.07	3.79	1.33	0.02	Yes
Oxnard Lemon Company	0.00	0.10	0.00	0.00	Yes
P.W. Gillibrand Company Inc.	0.00	5.11	0.00	0.03	No
Pacific Operators Offshore LLC	0.21	1.77	0.09	0.02	No
Pacific Recovery Corporation	0.12	0.00	0.00	0.03	No
Parker Advanced Filtration	6.33	0.00	0.00	0.00	No
Peak Operator LLC	0.51	0.00	0.00	0.00	No
Peak Operator LLC	8.48	0.00	0.00	0.00	Yes
Procter & Gamble Paper Products	45.84	22.17	19.71	0.00	No
Procter & Gamble Paper Products	0.00	0.00	3.44	0.00	Yes
PTI Technologies, Inc.	0.25	0.00	0.00	0.00	No
Reichhold Chemicals, Inc.	0.00	0.10	0.00	0.00	No
Royal Coatings	0.06	0.00	0.00	0.00	No
Santa Fe Energy Operating Partners	0.01	0.00	0.00	0.00	Yes

Santa Fe Minerals, Inc.	0.55	0.00	0.00	0.00	Yes
-------------------------	------	------	------	------	-----

ERC Balances by Company (Units – Tons per Year) As of May 7, 2014					
Company Name	ROC	NOx	PM ₁₀	SOx	Limitation
Seneca Resources Corporation	2.52	0.02	0.00	0.00	No
Seneca Resources Corporation	0.35	0.14	0.00	0.00	Yes
Skyworks Solutions, Inc.	0.01	0.00	0.00	0.00	Yes
Southern California Edison Co.	0.00	52.68	0.22	0.16	No
St. John's Regional Medical Center	0.00	0.18	0.00	0.00	No
Sully Miller Contracting Co.	0.00	1.51	3.33	0.02	Yes
Technicolor Home Entertainment	0.01	0.00	0.00	0.00	Yes
TEG Oil & Gas USA, Inc.	0.30	0.00	0.00	0.00	No
The Boeing Company	0.45	0.01	0.00	0.00	No
The Boeing Company	0.25	2.81	0.61	0.57	Yes
The Termo Company	0.07	0.00	0.00	0.00	Yes
Unocal	4.45	0.00	0.00	0.00	Yes
Vaca Energy, LLC	2.48	0.00	0.00	0.00	No
Vaca Energy, LLC	3.46	0.51	0.03	0.01	Yes
Vaquero Energy	0.06	0.79	0.00	0.00	No
Venoco, Inc.	0.22	19.54	0.05	0.00	No
Venoco, Inc.	6.64	6.13	0.79	0.14	Yes
Ventura County APCD Board	55.00	0.00	0.00	0.00	No
Vintage Production California LLC	73.98	54.06	0.27	0.02	No
Vintage Production California LLC	1.56	83.66	1.47	0.06	Yes
Vulcan Materials Co.	0.00	1.56	0.00	0.00	No
Waste Management of California	0.00	16.09	0.00	0.00	No

Each balance above represents one or more ERC Certificates. If there is a "Limitation" on a balance, no reactive organic compound or nitrogen oxide emission reduction credits in that balance may be used for emission offsets at a stationary source that has permitted emissions greater than 25 tons per year of that pollutant. (See Rule 26.4.D.3 for details).

A more detailed report is available on the forms page (under Downloads-Permits-ERC Report-Emission Reduction Credits) on the District website (www.vcapcd.org). If you have any questions, please contact Kerby E. Zozula, Engineering Division Manager, at 805/645-1421.

**Permit Activities
April 2014**

Authorities to Construct	Month	Permits to Operate	Month
Permits Requested	7	Permits Requested	24
Permits Issued	7	Permits Issued	35
Applications Under Review	34	Applications Under Review	75
Sources Holding Permits	104	Sources Holding Permits	1382
Average Turnaround Time	5.2 Weeks	Average Turnaround Time	23.9 Weeks

**Authority to Construct Applications Received
April 2014**

Permit	Facility	City	Project Description
00066-330	Maulhardt Lease - Oxnard	Oxnard	Drill New Well JM No. 4
00330-230	Vintage Production California	Oxnard	Replace Oilfield Flare
01492-390	Platform Gilda	Offshore Ventura	Replace Emergency Generator
07448-240	Rosenmund Drill Site	Oxnard	Drill Six New Oil Wells
08082-220	DCOR, LLC	Piru	Wash Tank Replacement Project
08220-100	Newcastle Motors	Simi Valley	Replace Spray Booth & Relocate
08224-100	Oxnard Fire Station No. 8	Oxnard	Install New Emergency Diesel Engine

**Authorities to Construct Issued
April 2014**

Permit	Facility	City	Project Description
00053-570	Vintage Production California	Santa Paula	Drill Two Wells - MR-17 & MR-18
00984-470	Vintage Production California	Fillmore	Drilling Project Extension to AC 360
01006-580	Naval Base Ventura County	Port Hueneme	Install Three (3) Blast Cabinets
01207-660	Naval Base Ventura County	San Nicolas Island	Additional Sweeper Engine
01383-200	Naumann Drill Site	Oxnard	Drill Oil Well Naumann No. 2
08021-140	Vaca Energy, LLC (Lennox)	Oxnard	Steam Gen, Boiler & Add Wells
08216-100	Thompco, Inc.	Ventura County	Portable Process Heater

**Permit to Operate Applications Received
April 2014**

Permit	Facility	City	Project Description
00008-921	Vintage Production California	Ventura	Operate Existing Drip Tank
00041-1541	Aera Energy LLC	Ventura	Increase Flare Throughput Limit
00054-371	Vintage Production California	Fillmore	Loading Rack Throughput Increase
00058-382	Vintage Production California	Piru	Operate Oakridge Well 12H
00058-383	Vintage Production California	Piru	Operate Oakridge Well 10H
00066-341	Maulhardt Lease - Oxnard	Oxnard	Rule 74.16 - Well JM No. 4
00121-131	Ivy Lawn Memorial Park	Ventura	Operate Crematory Retort
00396-442	Venoco, Inc. - West Montalvo	Oxnard	Operate Well No. 3314-7
00509-161	Ojai Valley Inn & Spa	Ojai	Increase Natural Gas Use
00790-T02	MacValley Oil Company	Oxnard	Transfer of Ownership - VFS
01395-281	Simi Valley Landfill	Simi Valley	Modify Flare - Condensate Injection
04146-101	North Ranch Cleaners #2	Thousand Oaks	New Petroleum Dry Cleaning Machine
05478-131	Youth Correctional Facility	Camarillo	Decrease Gasoline Throughput Limit
05672-T01	California Chevron	Ventura	Transfer of Ownership - SEI
05805-161	Ojai Gas Inc.	Ojai	Install New Dispenser
06399-171	Costco Wholesale Corp. #420	Oxnard	New Dispensers & Fuel Additive Tank
06434-T02	Valley Fuel Supply, Inc.	Oxnard	Transfer of Ownership - VFS
06448-T01	Lake Piru Recreation Area	Piru	Transfer of Ownership - P&RM
07340-181	Toland Road Landfill	Santa Paula	Modify ATC Condition – Sulfur Content
08062-111	HBH Ranch Oil Development	Oxnard	New Wells & Tank Battery
08062-141	HBH Ranch Oil Development	Oxnard	Extend Temporary Permit
08153-111	CarMax #6014	Oxnard	Increase Coating and Solvent Usage Limits
08222-101	Ace Floor Co., Inc.	Simi Valley	Relocation of PO No. 07486
08223-101	Ross Building (CLV2718)	Oxnard	Operate New Emergency Diesel Engine

**Permits to Operate Issued
April 2014**

Permit	Facility	City	Project Description
00015-411	Procter & Gamble Paper Prods.	Oxnard	Permit Temporary Steam Boiler
00015-431	Procter & Gamble Paper Prods.	Oxnard	Increase CO Emissions - LM 6000
00015-441	Procter & Gamble Paper Prods.	Oxnard	Part 70 Reissuance 2014
00041-1264	Aera Energy LLC	Ventura	Operate HTM 82
00041-1311	Aera Energy LLC	Ventura	PWT Tank Replacement
00041-1431	Aera Energy LLC	Ventura	Part 70 Reissuance
00041-1451	Aera Energy LLC	Ventura	Two (2) Replacement Wells
00041-1471	Aera Energy LLC	Ventura	Tank Battery Modifications
00041-1491	Aera Energy LLC	Ventura	Two (2) Replacement Wells-HTM 78 & 84
00041-1492	Aera Energy LLC	Ventura	One (1) Replacement Well - LYD276
00041-1521	Aera Energy LLC	Ventura	Two (2) New Wells - VLW182 & LCP099
00041-1522	Aera Energy LLC	Ventura	Two (2) New Wells - HAR32 & HAR34
00054-361	Vintage Production California	Fillmore	Rule 74.16 Exemption - Five (5) Wells
00058-363	Vintage Production California	Piru	Operate Oakridge Well 11H
00058-381	Vintage Production California	Piru	Operate Oakridge Well 14H
00058-382	Vintage Production California	Piru	Operate Oakridge Well 12H
00058-383	Vintage Production California	Piru	Operate Oakridge Well 10H
00065-301	Ormond Beach Gen. Station	Oxnard	Part 70 Reissuance (Title V)
00066-341	Maulhardt Lease - Oxnard	Oxnard	Rule 74.16 - Well JM No. 4
00818-T04	Facility 225 W. Hillcrest Dr.	Thousand Oaks	Transfer of Ownership - MK RRP
00997-521	Naval Base Ventura County	Point Mugu	Emergency Engine - Radar System
00997-541	Naval Base Ventura County	Point Mugu	Replace Runway Engines
00997-591	Naval Base Ventura County	Point Mugu	Additional Portable Engine
01164-141	Bentley Family Ltd. Partnership	Ojai	Operate Existing Flare
01299-131	Todd Road Jail	Santa Paula	Operate Existing Air Heater
01324-T02	Facility 400 National Way	Simi Valley	Transfer of Ownership - MK RRP
04018-141	Foxy Fashion Cleaners	Newbury Park	Replace PERC Dry Cleaning Machine
05672-T01	California Chevron	Ventura	Transfer of Ownership - SEI
05691-151	Telegraph Chevron	Ventura	Increase Gasoline Throughput Limit
06205-121	Plaza Food Mart	Simi Valley	Increase Gasoline Throughput Limit
06401-151	T.O. Oil, Inc. / T.O. Chevron	Thousand Oaks	Increase Gasoline Throughput Limit
08050-111	DCOR, LLC	Ventura County	Additional Portable Diesel Engine
08185-101	CBC Federal Credit Union	Ventura	Operate New Engine
08187-101	West Coast Welding	Oxnard	New Coating and Abrasive Blasting
08204-101	C & J Paint & Body	Oxnard	Operate Auto Body Paint Spray Booth

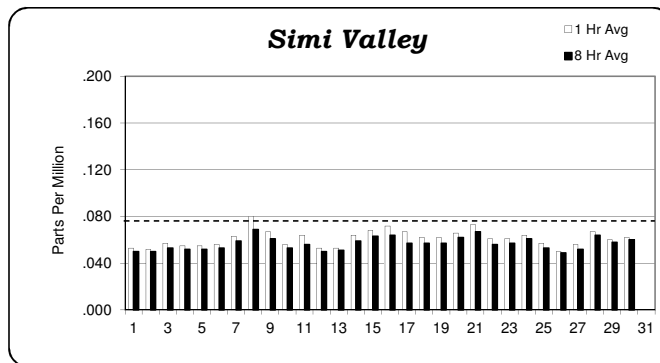
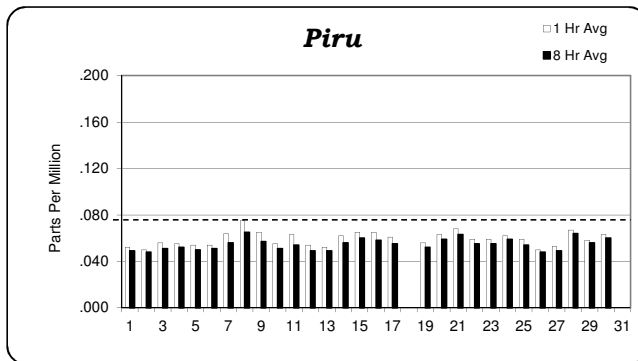
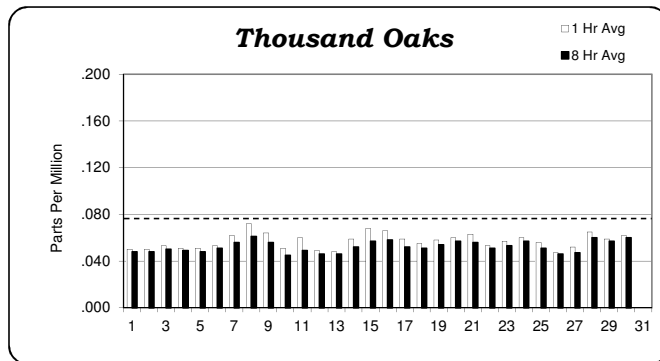
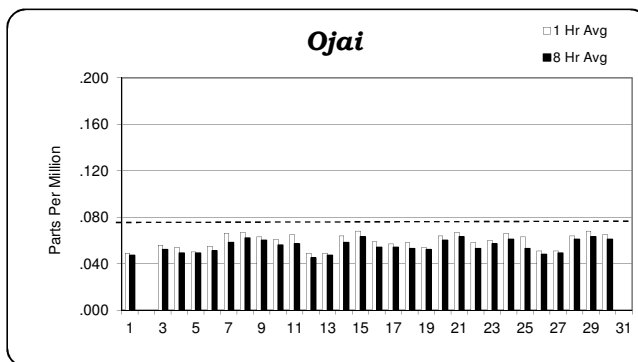
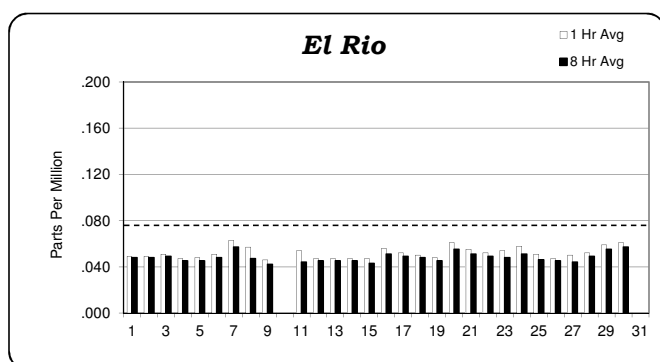
Ozone Report

APRIL 2014

The levels of the California 1-hour standard, the National 8-hour standard, and the California 8-hour standard were not exceeded in April. The maximum 1-hour average was 0.080 ppm at Simi Valley; the maximum 8-hour average was 0.069 ppm at Simi Valley.

OZONE DATA THROUGH 5/27/2014

Monitoring Station	Exceedance Days			Maximum Concentration	
	State		National	Parts Per Million (ppm)	
	1-hr	8-hr	8-hr	1-hr	8-hr
El Rio – Rio Mesa School #2	0	0	0	0.092	0.073
Ojai – Ojai Avenue	0	3	3	0.087	0.082
Piru – 3301 Pacific Avenue	0	4	3	0.085	0.081
Simi Valley – Cochran Street	0	4	3	0.090	0.085
Thousand Oaks – Moorpark Road	0	3	2	0.089	0.081



PPM AIR QUALITY STANDARD

- 0.070 CALIFORNIA 8 HR AVG CLEAN AIR STANDARD
- 0.075 NATIONAL 8 HR AVG CLEAN AIR STANDARD
- 0.090 CALIFORNIA 1 HR AVG CLEAN AIR STANDARD
- 0.150 CALIFORNIA 1 HR AVG HEALTH ADVISORY
Avoid prolonged vigorous outdoor exercise.
Sensitive individuals avoid all outdoor activity.